

QUICK START GUIDE

CL-12

Linear Fader Controller for
the 688 Field Production Mixer



SOUND  **DEVICES**



Welcome

Thank you for purchasing the CL-12 Linear Fader Controller, an optional accessory for the Sound Devices 688, a 6-Series field production mixer. The CL-12 significantly expands mixing capabilities and accessibility to functions. It comes in two models: the standard CL-12 and the CL-12 Alaia™.

Included with your purchase:

QUANTITY	ITEM
1	CL-12 or CL-12 Alaia
1	¼-inch to ¼-inch Tip-Ring Sleeve (TRS) headphone cable
1	USB A to USB B, 2-meter RoHS cable
> 1	Promo stickers
1	Product registration card
1	CL-12 Quick Start Guide
1	Full-line Audio Catalog



The CL-12 Alaia features Penny & Giles faders and comes outfitted with custom hardwood side panels in two finishes: Red Mahogany or Blonde Maple. However, as an alternative, it also includes the black Aluminum Endcap Kit, which comes with:

QUANTITY	ITEM
2	Aluminum endcaps (black side panels)
18	Screws
1	Allen wrench

For instructions on changing out the side panels of your CL-12 Alaia, see “How to Replace the Side Panels of the CL-12 Alaia” on page 7.

This Quick Start Guide provides the initial steps necessary to set up and begin using the CL-12 or CL-12 Alaia with your mixer right out of the box. It also provides a brief overview of features, warranties and licensing information.

Read and Register...

Sound Devices strongly encourages you to register your product. Registration ensures you will receive timely product updates.

For a full description of all product features, user-based procedures, specifications, and any safety information, please refer to the product’s User Guide located on the Sound Devices website; use the QR code or respective link to access the guide.

Full User Guide:



http://www.sounddevices.com/download/guides/CL-12ug_en.pdf

Register Your CL-12:



www.sounddevices.com/support/registration/

Email Support:



support@sounddevices.com

Call Support:



1-608-524-0625
1-800-505-0625

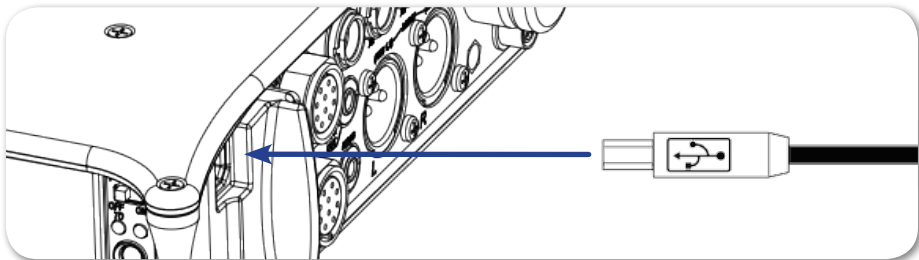
1. Attach CL-12 to the 688

The CL-12 connects to the 688 via a USB cable, which provides both power and control of the CL-12, plus a ¼-inch headphone cable to allow monitoring from the CL-12. As well as providing a solid low-noise path for the headphone signal, this supplied cable also adds a low-resistance ground connection to the CL-12 chassis. This additional connection gives extra robustness to the 688/CL-12 in the presence of static shocks to the CL-12 chassis.

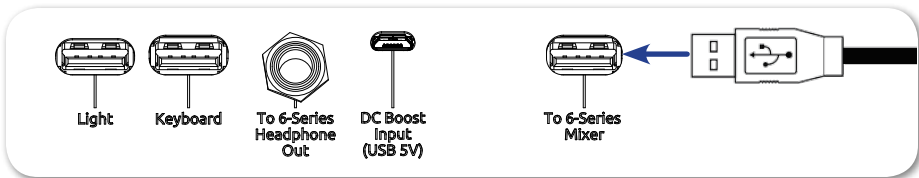
CAUTION: To avoid sudden level changes, it is recommended that all rotary faders on the mixer and linear faders on the CL-12 be set to -infinity before connecting or disconnecting the the CL-12 accessory. When the CL-12 is connected, fader levels are determined by the linear faders; when disconnected, levels are set by the mixer's rotary faders.

To connect the CL-12 to the mixer:

1. Using a standard USB A-to-B cable, insert the B connector into the mixer's USB port on the right side panel.

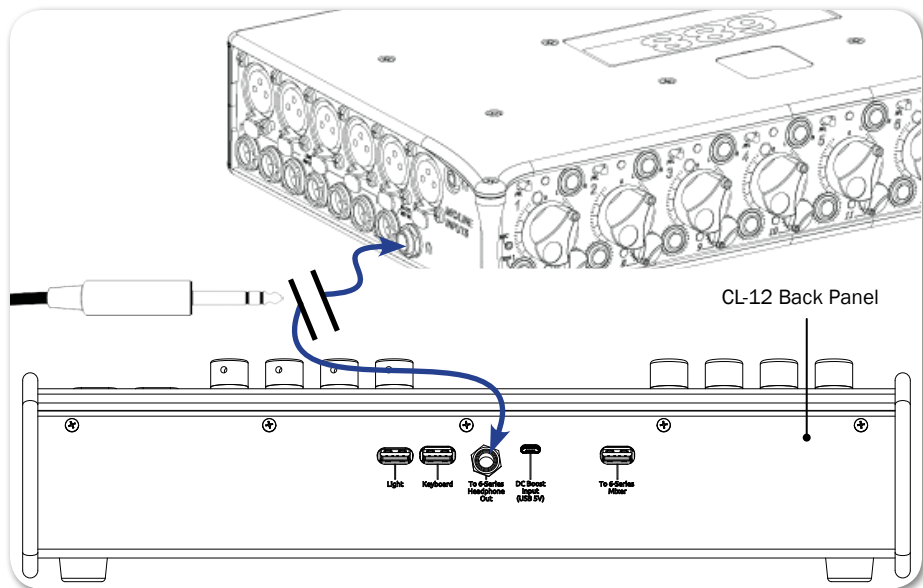


2. Insert the A connector into the USB port, labeled To 6-Series Mixer, on the back panel of the CL-12.

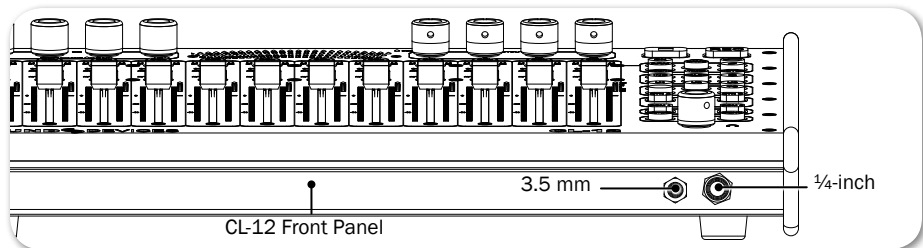


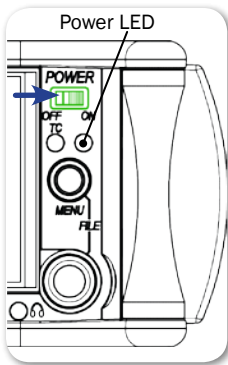
Note: The other USB ports on the back of the CL-12, and labeled respectively as Light and Keyboard, may be used to attach an external USB light, and a keyboard for easier metadata entry.

3. Using the TRS headphone cable provided with the CL-12, connect the mixer's ¼-inch unbalanced stereo headphone output to the CL-12's ¼-inch headphone input on its back panel.



4. Plug headphones into either HP port—¼-inch or ⅜-inch (3.5 mm)—on the front panel of the CL-12.





2. Power On

The CL-12 derives its power over USB from the mixer to which it is attached.

Note: If a CL-12 is used with a 688 and the optional SL-6 powering and wireless system, the SL-6 would be the primary power source.

To power on the CL-12:

- ▶ On the 688, flip the Power switch to the ON position.

The Power LED on the mixer illuminates yellow then green. The Power LED on the CL-12 will also illuminate to indicate that it has power.

How to Replace the Side Panels of the CL-12 Alaia

The CL-12 Alaia comes equipped with custom, hand-crafted hardwood side panels; however, included with the CL-12 Alaia is the Aluminum Endcap Kit, which contains a set of black aluminum side panels like those on the standard CL-12 model.

To replace the wood with metal side panels:

1. Use the 1/16-inch hex L key, supplied with the kit, to remove the 9 button-head screws and washers from each side of the CL-12 Alaia. The wood side panels will then come off.
2. Position each black aluminum side panel so that the holes in the panel are aligned with threaded holes in the CL-12 Alaia's chassis.
3. Use the screws, supplied with the kit, to fasten the panels, and tighten with a Phillips-head screwdriver (not supplied).

CL-12 Key Features

FEATURE	CL-12	CL-12 ALAIA
L, R, X1, X2 level controls w/input routing	✓	✓
3-band parametric equalizer	✓	✓
LED metering & LED indicators	✓	✓
Dedicated backlit buttons	✓	✓
Linear channel faders:		
• 12 100 mm Penny & Giles faders		✓
• 12 100 mm manual faders	✓	
Side panels options:		
• Custom Red Mahogany		✓
• Custom Blonde Maple		✓
• Black Aluminum	✓	✓

3. (Optional) Add Power via DC Boost Input

Sometimes, additional power may be necessary when power-hungry USB peripherals are used, such as higher-power USB keyboards or lights.

To add extra power:

- ▶ Connect one end of a micro USB power cord to the DC Boost Input on the CL-12's back panel and the other end to an external power source.

When extra power is connected via DC Boost Input, illumination of the LEDs and backlit buttons on the CL-12 will be brighter.

Note: The DC Boost Input port on the CL-12 cannot be used to power the mixer or CL-12.

Warranty and Service

Sound Devices, LLC warrants the CL-12 or CL-12 Alaia against defects in materials and workmanship for a period of ONE (1) year from date of original retail purchase. Users who register their product directly with Sound Devices Technical Support by mail, online, or phone, will receive an additional ONE (1) year of warranty coverage, extending the complete warranty period to TWO (2) years from the date of original retail purchase. In order to extend the warranty coverage period, registration must be completed within the initial ONE (1) year warranty period. Products must be purchased through authorized Sound Devices resellers to qualify for Warranty coverage. Damage resulting from the opening of a Sound Devices product or attempted repairs by a non-authorized Sound Devices repair technician will void warranty coverage.

This is a non-transferable warranty that extends only to the original purchaser. Sound Devices, LLC will repair or replace the product at its discretion at no charge. Warranty claims due to severe service conditions will be addressed on an individual basis.

THE WARRANTY AND REMEDIES SET FORTH ABOVE ARE EXCLUSIVE. SOUND DEVICES, LLC DISCLAIMS ALL OTHER WARRANTIES, EXPRESS OR IMPLIED, INCLUDING WARRANTIES OF MERCHANTABILITY AND FITNESS FOR A PARTICULAR PURPOSE. SOUND DEVICES, LLC IS NOT RESPONSIBLE FOR SPECIAL, INCIDENTAL, OR CONSEQUENTIAL DAMAGES ARISING FROM ANY BREACH OF WARRANTY OR UNDER ANY OTHER LEGAL THEORY. Because some jurisdictions do not permit the exclusion or limitations set forth above, they may not apply in all cases.

For all service, including warranty repair, please contact Sound Devices for an RMA (return merchandise authorization) before sending your unit in for repair. Product returned without an RMA number may experience delays in repair. When sending a unit for repair, please do not include accessories, including SSD drives, CF cards, batteries, power supplies, carry cases, cables, or adapters unless instructed by Sound Devices. Sound Devices repairs and replacements may be completed using refurbished, returned or used parts that have been factory certified as functionally equivalent to new parts.

Sound Devices, LLC
Service Repair RMA #XXXXX
E7556 State Road 23 and 33
Reedsburg, WI 53959 USA
Telephone: (608) 524-0625

Technical Support / Bug Reports

For technical support and bug reporting on all Sound Devices products contact Sound Devices, LLC at:

E-mail: support@sounddevices.com
Website: www.sounddevices.com/support/

Phone: +1 (608) 524-0625
Toll-free: +1 (800) 505-0625 — in USA only
Fax: +1 (608) 524-0655

Sound Devices hosts a user support forum. The URL is: <http://forum.sounddevices.com>

Fill In and Keep for Your Records

PRODUCT: _____

SERIAL NUMBER: _____

PURCHASE DATE: _____

STORE/RETAILER: _____

ADDITIONAL NOTES: _____

Sound Devices recommends keeping your receipt, as well.

Legal Notes

Product specifications and features are subject to change without prior notification.

Copyright © 2015
Sound Devices, LLC.
All rights reserved.

This document is protected under copyright law. An authorized licensee of this product may reproduce this publication for the licensee's own personal use. This document may not be reproduced or distributed, in whole or in part, for commercial purposes, such as selling copies or providing educational services or support. This document is supplied as a technical guide for CL-12. Special care has been taken in preparing the information for publication; however, since product specifications are subject to change, this document might contain omissions and technical or typographical inaccuracies. Sound Devices, LLC does not accept responsibility for any losses due to the use of this guide.

Limitation of Liability

LIMITATION ON SOUND DEVICES' LIABILITY. SOUND DEVICES, LLC SHALL NOT BE LIABLE TO THE PURCHASER OF THIS PRODUCT OR THIRD PARTIES FOR DAMAGES, LOSSES, COSTS, OR EXPENSES INCURRED BY PURCHASER OR THIRD PARTIES AS A RESULT OF: ACCIDENT, MISUSE, OR ABUSE OF THIS PRODUCT OR UNAUTHORIZED MODIFICATIONS, REPAIRS, OR ALTERATIONS TO THIS PRODUCT, OR FAILURE TO STRICTLY COMPLY WITH SOUND DEVICES, LLC'S OPERATING AND INSTALLATION INSTRUCTIONS. TO THE FULLEST EXTENT PERMITTED BY LAW, SOUND DEVICES SHALL HAVE NO LIABILITY TO THE END USER OR ANY OTHER PERSON FOR COSTS, EXPENSES, DIRECT DAMAGES, INCIDENTAL DAMAGES, PUNITIVE DAMAGES, SPECIAL DAMAGES, CONSEQUENTIAL DAMAGES OR OTHER DAMAGES OF ANY KIND OR NATURE WHATSOEVER ARISING OUT OF OR RELATING TO THE PRODUCTS, THESE TERM/S AND CONDITIONS OR THE PARTIES' RELATIONSHIP, INCLUDING, WITHOUT LIMITATION, DAMAGES RESULTING FROM OR RELATED TO THE DELETION OR OTHER LOSS OF AUDIO OR VIDEO RECORDINGS OR DATA, REDUCED OR DIMINISHED AUDIO OR VIDEO QUALITY OR OTHER SIMILAR AUDIO OR VIDEO DEFECTS ARISING FROM, RELATED TO OR OTHERWISE ATTRIBUTABLE TO THE PRODUCTS OR THE END USER'S USE OR OPERATION THEREOF, REGARDLESS OF WHETHER SUCH DAMAGES ARE CLAIMED UNDER CONTRACT, TORT OR ANY OTHER THEORY. "CONSEQUENTIAL DAMAGES" FOR WHICH SOUND DEVICES SHALL NOT BE LIABLE SHALL INCLUDE, WITHOUT LIMITATION, LOST PROFITS, PENALTIES, DELAY DAMAGES, LIQUIDATED DAMAGES AND OTHER DAMAGES AND LIABILITIES WHICH END USER SHALL BE OBLIGATED TO PAY OR WHICH END USER OR ANY OTHER PARTY MAY INCUR RELATED TO OR ARISING OUT OF ITS CONTRACTS WITH ITS CUSTOMERS OR OTHER THIRD PARTIES. NOTWITHSTANDING AND WITHOUT LIMITING THE FOREGOING, IN NO EVENT SHALL SOUND DEVICES BE LIABLE FOR ANY AMOUNT OF DAMAGES IN EXCESS OF AMOUNTS PAID BY THE END USER FOR THE PRODUCTS AS TO WHICH ANY LIABILITY HAS BEEN DETERMINED TO EXIST. SOUND DEVICES AND END USER EXPRESSLY AGREE THAT THE PRICE FOR THE PRODUCTS WAS DETERMINED IN CONSIDERATION OF THE LIMITATION ON LIABILITY AND DAMAGES SET FORTH HEREIN AND SUCH LIMITATION HAS BEEN SPECIFICALLY BARGAINED FOR AND CONSTITUTES AN AGREED ALLOCATION OF RISK WHICH SHALL SURVIVE THE DETERMINATION OF ANY COURT OF COMPETENT JURISDICTION THAT ANY REMEDY HEREIN FAILS OF ITS ESSENTIAL PURPOSE.



Trademarks

The "wave" logo is a registered trademark and the CL-12 Alaia is a trademark of Sound Devices, LLC.

FCC Notice

This device complies with part 15 of the FCC Rules. Operation is subject to the following two conditions: (1) This device may not cause harmful interference, and (2) This device must accept any interference received, including interference that may cause undesired operation.

FCC Part 15.19 (a)(3)

SOUND  DEVICES	Declaration of Conformity	
	According to EN ISO/IEC 17050-1:2004	

Manufacturer's Name: Sound Devices, LLC
Manufacturer's Address: E7556 State Road 23 and 33
Reedsburg, WI 53959
USA

Declares under sole responsibility that the product as delivered

Product Name: CL-12 Linear Fader Controller
Model Number: CL-12
Product Options: This declaration covers all options of the above product.

complies with the essential requirements of the following applicable European Directives, and carries the CE marking accordingly:

EMC Directive (2004/108/EC)
EN 55022:2010
EN 55024:2010

First date of CE approval October 28, 2015.

This Declaration of Conformity applies to the above-listed product(s) placed on the EU market after:

October 28, 2015

Date



Matt Anderson
President

www.sounddevices.com

Part # 6592.001

